

# Social Narrative

Visiting the Bruce Museum



the  
Bruce

I am going to the Bruce Museum. During my visit, I will see art, science, and natural history, such as paintings, sculpture, historical, and scientific objects.




When I first arrive at the Museum, I will go through the Main Entrance.






Once I go inside, I will be in the Museum's Grand Hall. The Grand Hall is a big space with high ceilings and lots of windows.

The Front Desk will be in front of me, the Café on my left, and the Museum Store on my right.



The Grand Hall may have people and noises in it. That is okay! They are also here to enjoy the Museum!

To enter the gallery spaces, I will need to pay admission at the Front Desk. Sometimes there is a line. I may need to wait a few minutes.



When it is my turn to pay admission, I will be greeted by a Visitors Service staff member and a Security Guard.

While at the Front Desk, I can also:

- Ask about fidgets or headphones, which I can borrow.



- Pick up a Museum Map so I can plan where to go and what to see.



While I am in the Museum, I will be sure to follow these rules:



I will keep my hands to myself and my body safe.



I will not touch any of the objects (unless there is a sign inviting me to touch an object).




I will not eat or drink while walking through the galleries.



I will speak in a quiet voice and walk slowly and carefully.



As I walk through the Museum, I will see security guards. They help people and protect the art. They will be wearing all black and have a Bruce Museum lanyard.



If I get lost, have a question, or need help, I can ask one of them for help.

If I am hungry or thirsty, I can buy a snack at the Museum's Café.

The café is located at the Grand Hall. The space has large windows and areas to sit.





When standing in the Grand Hall, I will also see the Museum's Store.

I may see other people browsing and shopping in the store.

I too can buy objects and items here!



When I am ready to go to the galleries:

I can choose to walk up the stairs  
behind the Main Desk.



OR

I can choose to use the elevator  
next to the Museum Store.



If I decide to take the stairs,  
I will walk up two flights of stairs and arrive  
at the Gallery Lobby.




If I decide to take the elevator up,  
I will arrive at the Gallery Lobby.  
When leaving the elevator,  
I will be in the middle of the Gallery Lobby.

I can begin exploring.





Other people will be visiting the Museum as well. This means some areas may be loud and some may be quiet. Or some spaces may be crowded, and others may have fewer people. Everyone is here to enjoy the Museum.




If I need a break, there are quiet spaces where I can sit until I feel ready to continue my visit. I can use the Museum's Sensory Map to see where these different areas are.



Lockhart Lookout

During my visit, I may visit the Cohen Education Wing, near the Changing Science Gallery. This area has high ceilings, bathrooms, water fountains, and three classroom spaces.



If I would like to participate in an activity, I can visit the classrooms located in the Cohen Education Wing.



When I am ready to leave, I can choose to take the elevator or the stairs back down to the Museum's Grand Hall.



I will exit through the same door I entered through. I hope to visit the Bruce Museum again soon!

